

# Educational Attainment

---

This report reviews educational attainment by sex and by place. The data is useful in understanding how educational levels differ between men and women, and what comparisons can be drawn across regions.

**Source:** Census 2000: Summary File 3 QTP20 – 2000

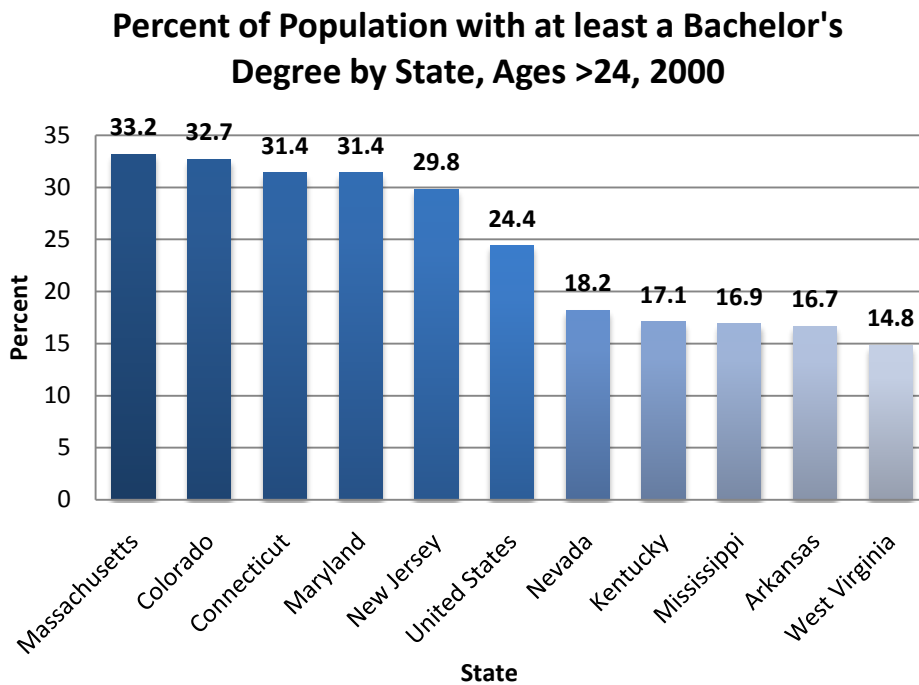
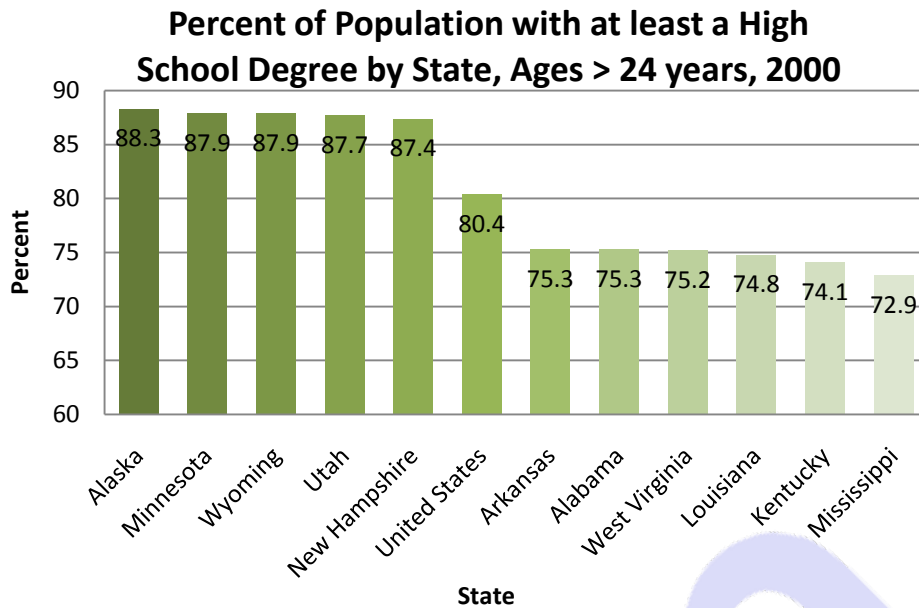
## National Level

In the year 2000, of all Americans who were at least 25 years old roughly one in five had less than a complete high school education. However, just over half of all Americans possess at least some experience in college, a group that includes individuals who have their associate's degree and those who completed less than one full year in college. Approximately one in four Americans has a bachelor's degree. The ratio of people who have less than a full high school education to those who have at least a bachelor's degree is 5:6.

The proportion of men with at least a high school education is roughly equal to that of women. And the proportion of men with at least a bachelor's degree is slightly higher than that of women. 1% of Americans have a doctoral degree.

## State Level

Alaska has the highest percentage of individuals with at least a high school degree, followed by Minnesota, Wyoming, Utah, and New Hampshire. But Massachusetts has the highest proportion of individuals with at least a bachelor's degree, followed by Colorado, Connecticut, Maryland, and New Jersey.

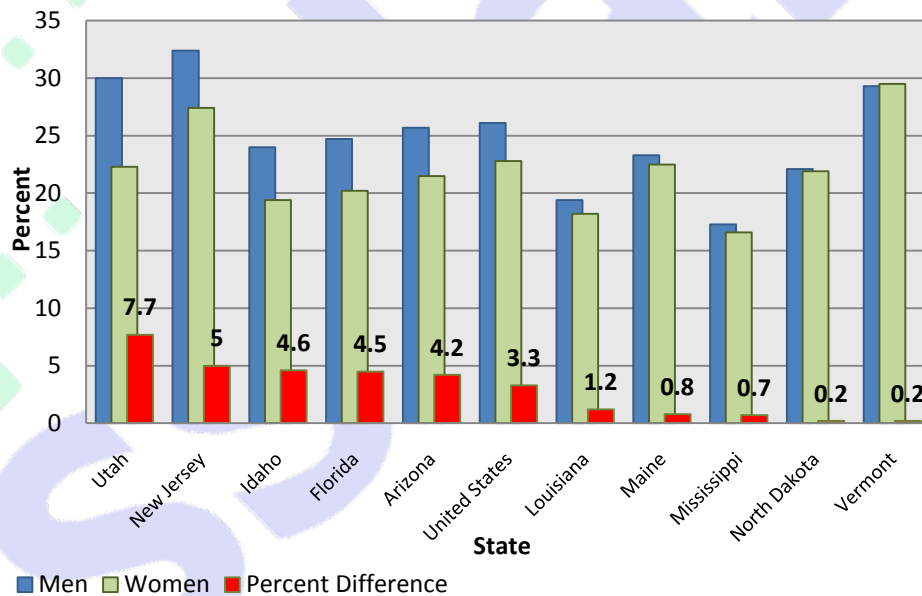


On the other hand, the five states with the greatest proportion of people with less than a high school degree are Mississippi, Kentucky, Louisiana,

West Virginia, and Alabama. And the five states whose populations have the largest percentage of individuals with less than a bachelor's degree are West Virginia, Arkansas, Mississippi, Kentucky, and Nevada. Of all U.S. states and territories, the population of Washington, D.C. has the highest percentage of doctoral degrees: 3%. Maryland, Massachusetts, Delaware, and New Mexico trail behind.

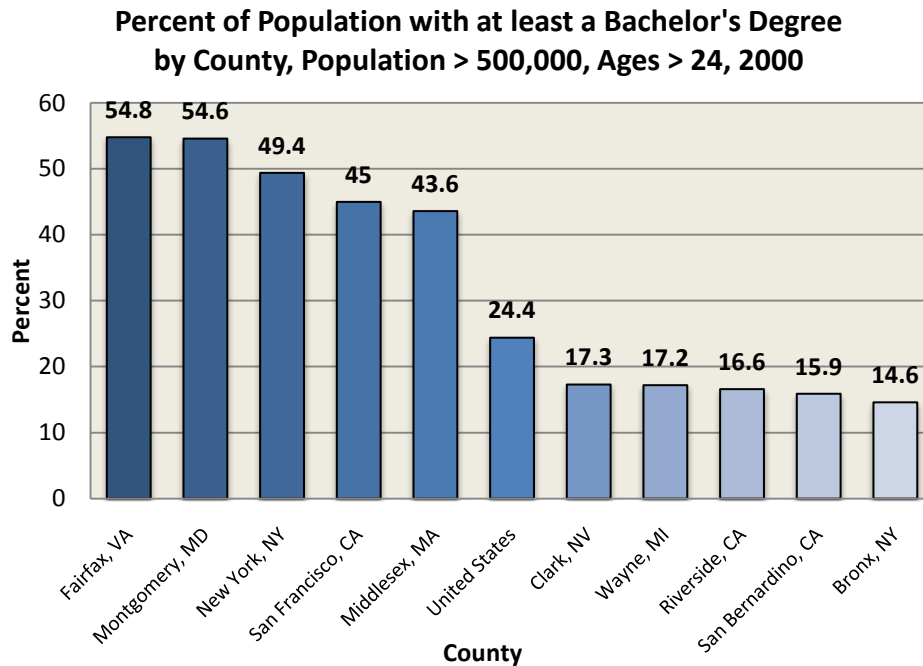
At the state level, the greatest gender difference among those who have a bachelor's degree is found in Utah. There, 30% of men have at least a bachelor's degree compared to 22% of women: a difference of about 8%. Vermont and Alaska are the only two states in which the proportion of women who have bachelor's degrees is greater than that of men.

**Percent of Population with at least a Bachelor's Degree by Sex and State, Ages > 24, 2000**



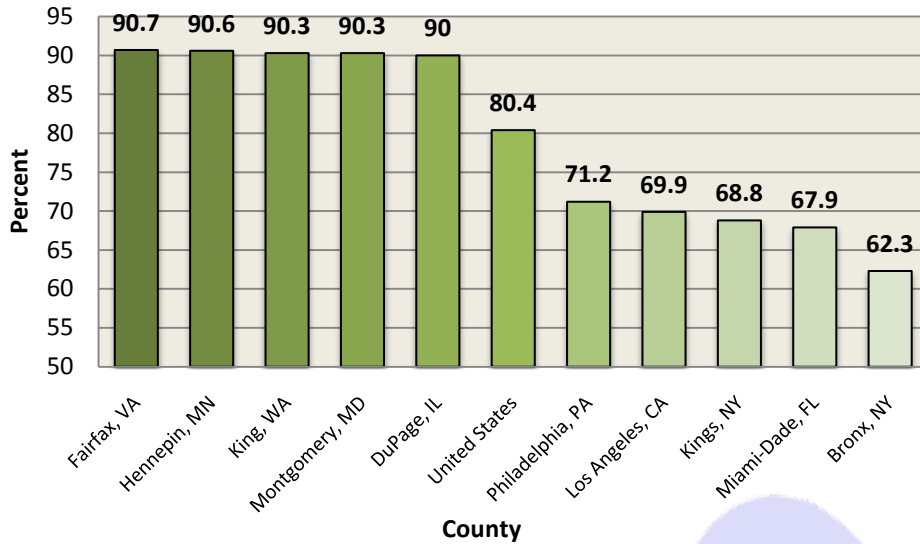
County Level

Of all counties with a population of 500,000 or more, Fairfax County, VA and Montgomery County, MD – both of which are adjacent to Washington, D.C. – are the only two counties for which the population of individuals with at least a bachelor's degree is in the majority.



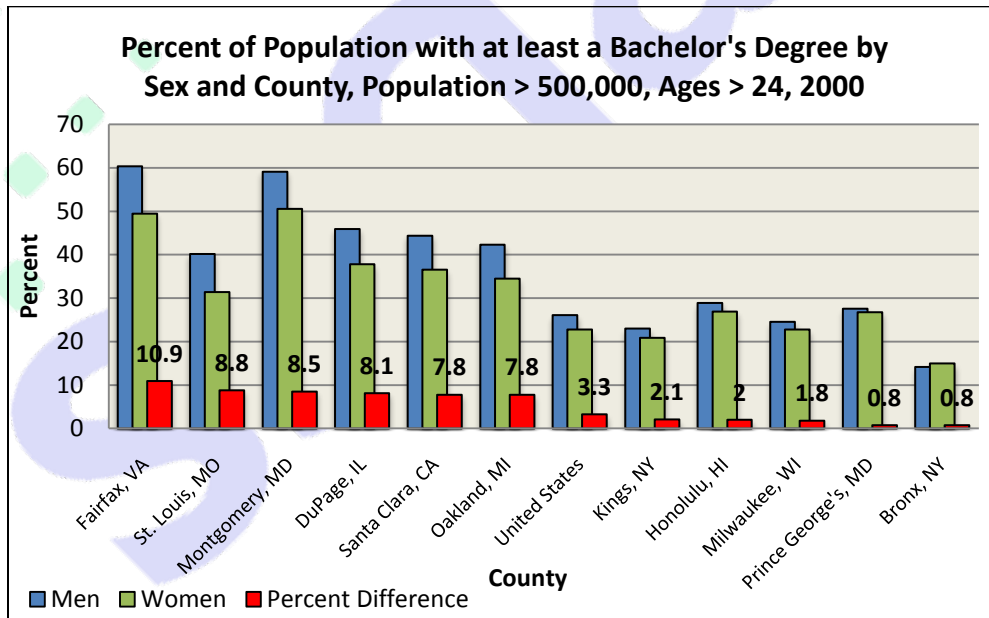
Of all counties with a population of at least 500,000, the five that have the highest percentage of people without at least a high school degree are Bronx County, NY; Miami-Dade County, FL; Kings County, NY; Los Angeles County, CA; and Philadelphia County, PA. And the counties with the highest percentage of individuals without at least a bachelor's degree are Bronx County, NY; San Bernardino County; CA, Riverside County, CA; Wayne County, MI; and Clark County, NV.

**Percent of Population with at least a High School Degree  
by County, Population > 500,000, Ages > 24, 2000**



Bronx County, NY is the only county whose population is at least 500,000, in which the proportion of women with a bachelor's degree is greater than that of men.

**Percent of Population with at least a Bachelor's Degree by  
Sex and County, Population > 500,000, Ages > 24, 2000**



The greatest difference in the gender distribution of individuals with at least a bachelor's degree is in Fairfax County, VA; St. Louis County, MO; Montgomery County, MD; and DuPage County, IL. In each of these counties, the difference in the percentage of men and women who have at least a bachelor's degree is over 8%. For example, 60% of men in Fairfax County, VA have a bachelor's degree, compared with under half of all women.